



Chromebook Shortcuts

Reference Sheet





Tabs and Windows

Ctrl+N	Open a new window
Ctrl+Shift+N	Open a new window in incognito mode
Ctrl+T	Open a new tab
Ctrl+O	Open a file in the browser
Ctrl+Shift+Q	Sign out of your Google Account on Chrome OS
Ctrl+W	Close the current tab
Ctrl+Shift+W	Close the current window
Ctrl+Shift+T	Reopen the last tab you've closed. Google Chrome remembers the last 10 tabs you've closed.
Ctrl+1 through Ctrl+8	Go to the tab at the specified position in the window
Ctrl+9	Go to the last tab in the window
Alt+1 through Alt+8	Go to the window at the specified position
Alt+9	Go to the last window open
Ctrl+Tab	Go to the next tab in the window
Ctrl+Shift+Tab	Go to the previous tab in the window
Alt+Tab	Go to the next window you have open
Alt+Shift+Tab	Go to the previous window you have open
Click and hold the Back or Forward arrow in the browser toolbar	See your browsing history for the tab
Backspace , or press Alt and the left arrow	Go to previous page in your browsing history.
Shift+Backspace , or press Alt and the right arrow	Go to the next page in your browsing history.
Press Ctrl and click a link	Open the link in a new tab in the background
Press Ctrl+Shift and click a link	Open the link in a new tab and switch to the newly opened tab
Press Shift and click a link	Open the link in a new window
Drag a link to a tab	Open the link in the tab
Drag a link to a blank area on the tab strip	Open the link in a new tab
Type a URL in the address bar, then press Alt+Enter	Open the URL in a new tab
Press Esc while dragging a tab	Return the tab to its original position
Ctrl+Shift+L	Locks your screen

Page Shortcuts

Press Alt and up arrow	Page up
Press Alt and down arrow	Page down
Space bar	Scroll down the web page
Press Ctrl+Alt and up arrow	Home
Press Ctrl+Alt and down arrow	End
Ctrl+P	Print your current page
Ctrl+S	Save your current page
Ctrl+R	Reload your current page
Ctrl+Shift+R	Reload your current page without using cached content
Ctrl and +	Zoom in on the page
Ctrl and -	Zoom out on the page
Ctrl+0	Reset zoom level
Esc	Stop the loading of your current page
Press Alt and click a link	Open the link in a new tab in the background
Ctrl+D	Save your current webpage as a bookmark
Ctrl+Shift+D	Save all open pages in your current window as bookmarks in a new folder
Drag a link to bookmarks bar	Save the link as a bookmark
Ctrl+F	Open the find bar to search your current page
Ctrl+G or Enter	Go to the next match for your input in the find bar
Ctrl+Shift+G or Shift+Enter	Go to the previous match for your input in the find bar
Ctrl+K or Ctrl+E	Perform a search. Type a search term after the question mark in the address bar and press Enter .
Ctrl+Enter	Add www . and .com to your input in the address bar and open the resulting URL
Ctrl+ 	Take a screenshot of your current page
Ctrl+ Shift+ 	Take a partial screenshot
Ctrl+U	View page source
Ctrl+Shift+I	Toggle the display of the Developer Tools panel
Ctrl+Shift+J	Toggle the display of the DOM Inspector

Browser Settings

Ctrl+Shift+B	Toggle the display of the bookmarks bar. Bookmarks appear on the New Tab page if the bar is hidden.
Ctrl+M	Open the Files app
Ctrl+.	Display hidden files in the Files app
Ctrl+H	Open the History page
Ctrl+J	Open the Downloads page
Shift+Esc	Open the Task Manager
Ctrl+Alt+/	Open the list of available keyboard shortcuts
Ctrl+?	Go to the Help Center
Ctrl+ 	Configure monitor display
Shift+Alt+S	Place focus on the status area in the top-right corner of the screen. Use the actions listed for Shift+Alt+T to move the focus.
Shift+Alt+T	Place focus on the browser toolbar <ul style="list-style-type: none"> • Press Tab or the right arrow to focus on the next item in the toolbar • Press Shift+Tab or the left arrow to focus on the previous item in the toolbar • Press Ctrl+Alt and the up arrow to focus on the first item in the toolbar • Press Ctrl+Alt and the down arrow to focus on the last item in the toolbar • Press Space or Enter to activate buttons, including page actions and browser actions • Press Shift +  to open the context menu for the button (if available). • Press Esc to return focus to the page
Ctrl +  or Ctrl + 	Switches focus to the next keyboard-accessible pane. Panes include: <ul style="list-style-type: none"> • Status bar containing the time, network icon, and battery icon in the upper-right corner of the screen • Address bar • Bookmarks bar (if visible) • The main web content (including any infobars) • Downloads bar (if visible)
Alt+Shift+B	Place focus on the bookmarks bar. Use the actions listed for Shift+Alt+T to move the focus.
Alt+E or Alt+F	Open the wrench menu on the browser toolbar
Ctrl+Alt+Z	Enable or disable accessibility features if you're not signed in with a Google Account. If you're signed in, you can configure the accessibility feature on the Settings page.

Text Editing

Ctrl+A	Select everything on the page
Ctrl+L or Alt+D	Select the content in the address bar
Press Ctrl+Shift and right arrow	Select next word or letter
Press Ctrl+Shift and left arrow	Select previous word or letter
Press Ctrl and right arrow	Move to the end of the next word
Press Ctrl and left arrow	Move to the start of the previous word
Press Alt and up arrow	Page up
Press Alt and down arrow	Page down
Press Ctrl+Alt and up arrow	Home
Press Ctrl+Alt and down arrow	End
Ctrl+C	Copy selected content to the clipboard
Ctrl+V	Paste content from the clipboard
Ctrl+Shift+V	Paste content from the clipboard as plain text
Ctrl+X	Cut
Ctrl+Backspace	Delete the previous word
Alt+Backspace	Delete the next letter (forward delete)
Ctrl+Z	Undo your last action